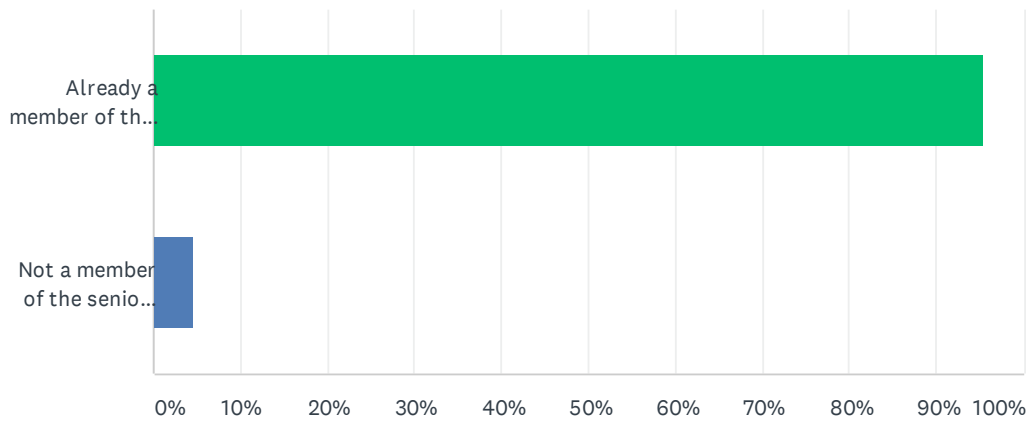


Q1 I am ...

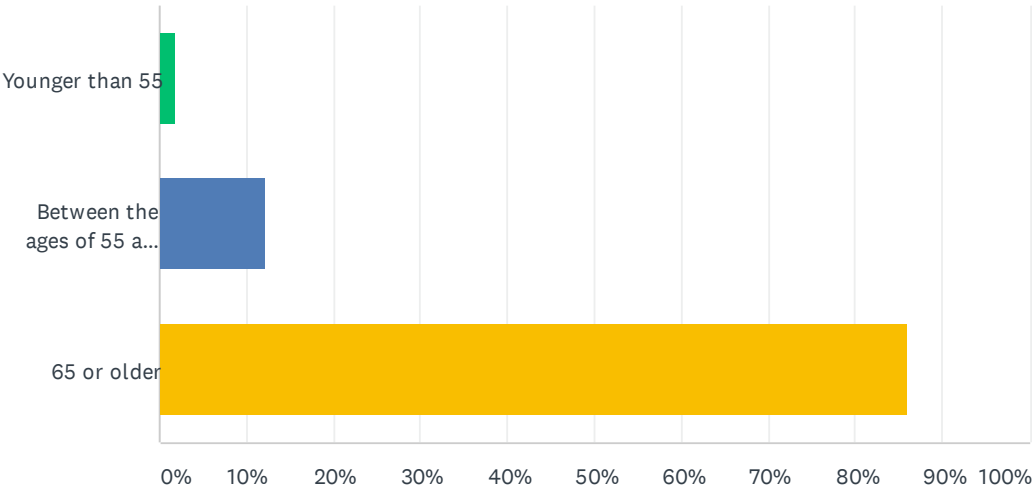
Answered: 215 Skipped: 0



ANSWER CHOICES		RESPONSES	
Already a member of the senior center		95.35%	205
Not a member of the senior center		4.65%	10
TOTAL			215

Q2 I am ...

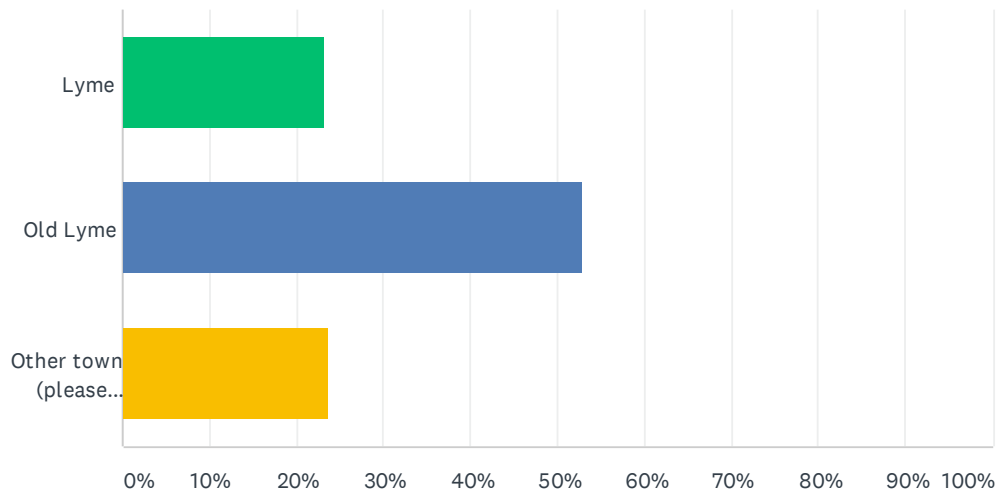
Answered: 215 Skipped: 0



ANSWER CHOICES	RESPONSES	
Younger than 55	1.86%	4
Between the ages of 55 and 64	12.09%	26
65 or older	86.05%	185
TOTAL		215

Q3 I live in ...

Answered: 215 Skipped: 0



ANSWER CHOICES	RESPONSES	
Lyme	23.26%	50
Old Lyme	53.02%	114
Other town (please specify)	23.72%	51
TOTAL		215

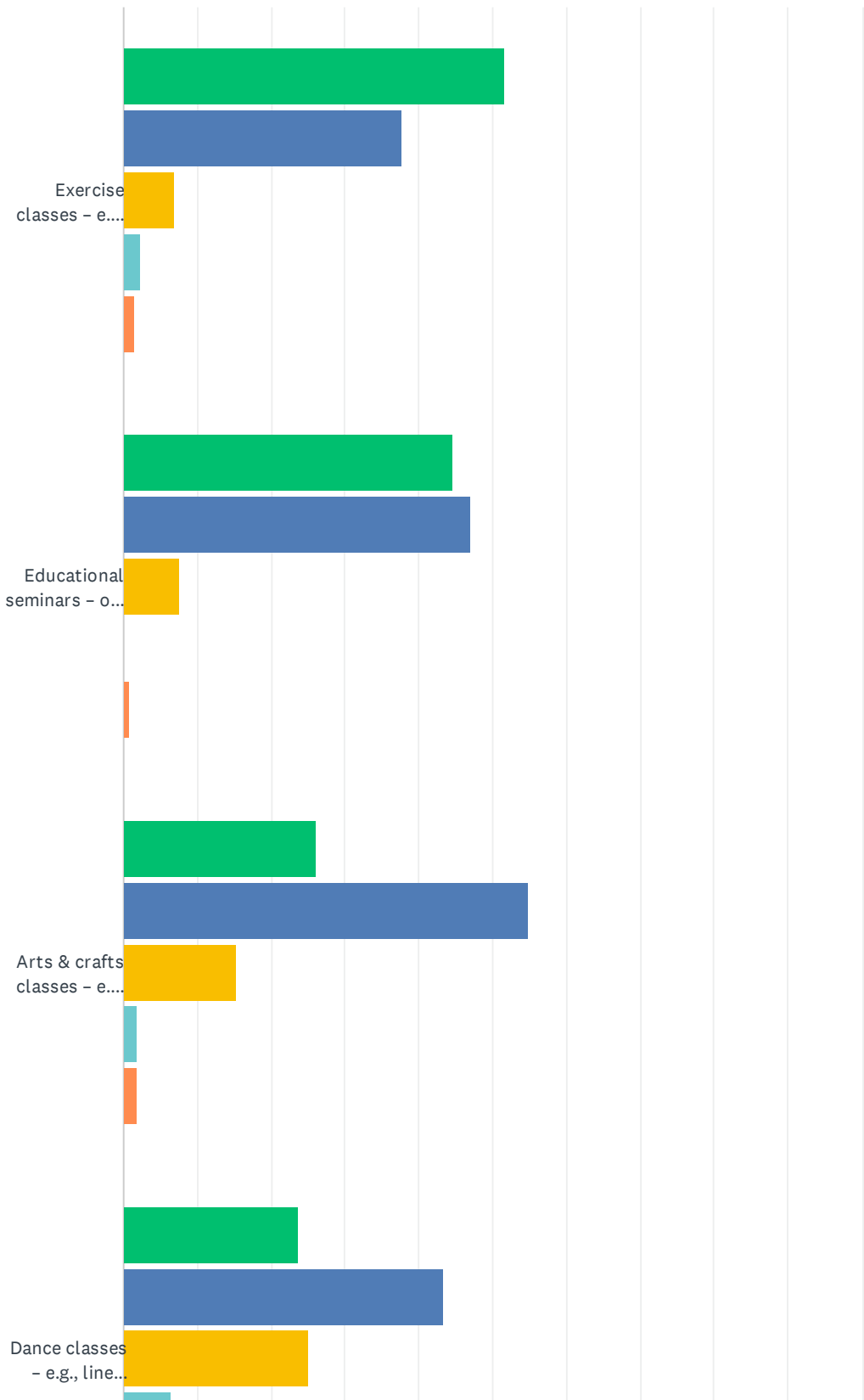
#	OTHER TOWN (PLEASE SPECIFY)	DATE
1	Old Saybrook	3/30/2021 6:23 PM
2	Niantic	3/29/2021 6:49 PM
3	East Lyme	3/29/2021 5:51 PM
4	Westbrook	3/29/2021 3:34 PM
5	Clinton	3/17/2021 11:36 AM
6	Deep River	3/17/2021 7:46 AM
7	East Lyme	3/16/2021 8:22 PM
8	niantic	3/16/2021 4:45 PM
9	Niantic	3/16/2021 3:41 PM
10	Old Saybrook	3/16/2021 1:37 PM
11	East Lyme	3/16/2021 1:33 PM
12	Saybrook	3/16/2021 1:22 PM
13	East Lyme	3/16/2021 12:42 PM
14	Old Saybrook	3/16/2021 11:49 AM
15	Niantic	3/16/2021 11:39 AM
16	Niantic	3/16/2021 11:38 AM

Lymes' Senior Center Community Survey

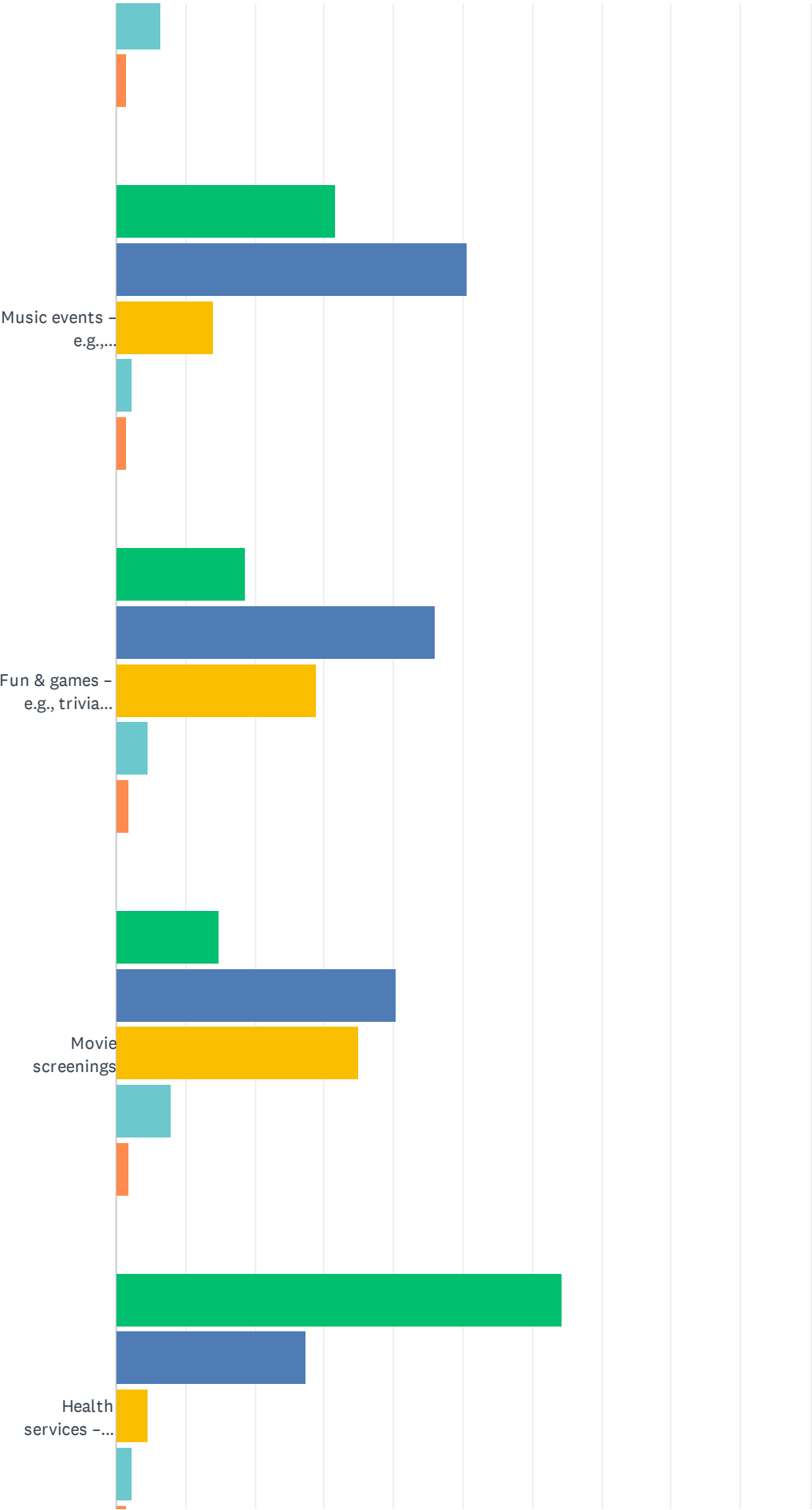
17	East Lyme	3/16/2021 11:34 AM
18	Niantic	3/16/2021 11:20 AM
19	East Lyme	3/16/2021 11:10 AM
20	East Haddam	3/16/2021 10:53 AM
21	East Lyme	3/16/2021 10:29 AM
22	East Lyme	3/16/2021 10:10 AM
23	East Lyme	3/12/2021 5:44 PM
24	north stonington	3/12/2021 9:39 AM
25	Old Saybrook	3/10/2021 3:51 PM
26	Southbury	3/10/2021 8:02 AM
27	Waterford	3/10/2021 7:25 AM
28	Niantic	3/9/2021 7:52 PM
29	Waterford	3/9/2021 4:04 PM
30	Clinton	3/9/2021 3:59 PM
31	Niantic, CT	3/9/2021 3:06 PM
32	east lyme	3/9/2021 1:18 PM
33	Niantic	3/9/2021 1:25 AM
34	Old Saybrook	3/8/2021 10:36 PM
35	East Lyme	3/8/2021 9:20 PM
36	Norwich	3/8/2021 7:24 PM
37	Fairfield	3/8/2021 4:33 PM
38	East lyme	3/8/2021 4:16 PM
39	East Lyme	3/8/2021 3:31 PM
40	East Lyme	3/8/2021 3:25 PM
41	Niantic	3/8/2021 3:00 PM
42	Niantic	3/8/2021 2:58 PM
43	Old saybrook	3/8/2021 2:36 PM
44	Ivoryton	3/8/2021 2:28 PM
45	Waterford	3/8/2021 2:15 PM
46	Deep River, CT	3/8/2021 2:06 PM
47	Westbrook	3/8/2021 1:55 PM
48	Preston	3/8/2021 1:41 PM
49	Niantic	3/8/2021 1:16 PM
50	Old Saybrook	3/8/2021 12:56 PM
51	Groton	3/8/2021 12:24 PM

Q4 As the center considers plans to renovate and expand its facility, these are the types of programs and services I think are important to provide ...

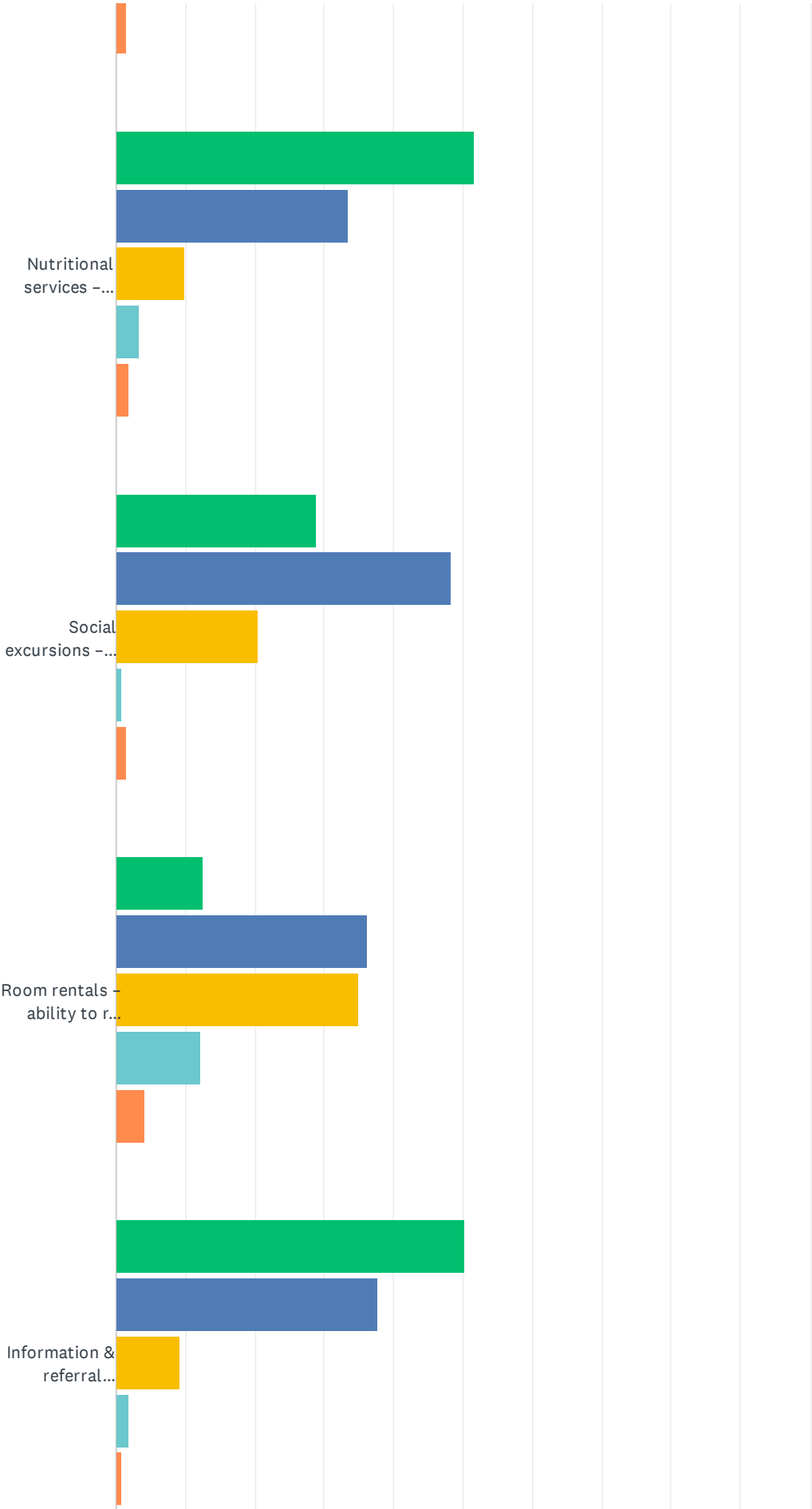
Answered: 215 Skipped: 0



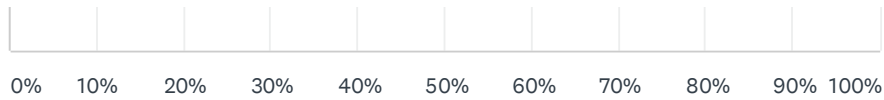
Lymes' Senior Center Community Survey



Lymes' Senior Center Community Survey



Lymes' Senior Center Community Survey



■ Extremely important
 ■ Important
 ■ Neither important nor unimportant
■ Unimportant
 ■ Extremely unimportant

	EXTREMELY IMPORTANT	IMPORTANT	NEITHER IMPORTANT NOR UNIMPORTANT	UNIMPORTANT	EXTREMELY UNIMPORTANT	TOTAL
Exercise classes – e.g., yoga, Pilates, high/low-impact aerobics, T'ai Chi	51.63% 111	37.67% 81	6.98% 15	2.33% 5	1.40% 3	215
Educational seminars – on topics like genealogy, local history, current events, nature, health, nutrition, Medicare/Medicaid	44.65% 96	46.98% 101	7.44% 16	0.00% 0	0.93% 2	215
Arts & crafts classes – e.g., painting, drawing, DIY decorations	26.05% 56	54.88% 118	15.35% 33	1.86% 4	1.86% 4	215
Dance classes – e.g., line dancing, tap, ballroom	23.72% 51	43.26% 93	25.12% 54	6.51% 14	1.40% 3	215
Music events – e.g., singalongs, concerts with local musicians	31.63% 68	50.70% 109	13.95% 30	2.33% 5	1.40% 3	215
Fun & games – e.g., trivia contests, cards	18.60% 40	46.05% 99	28.84% 62	4.65% 10	1.86% 4	215
Movie screenings	14.88% 32	40.47% 87	34.88% 75	7.91% 17	1.86% 4	215
Health services – e.g., health screenings, fairs, clinics, flu shots, Visiting Nurse appointments	64.19% 138	27.44% 59	4.65% 10	2.33% 5	1.40% 3	215
Nutritional services – e.g., Meals on Wheels, food pantry, daily luncheons	51.63% 111	33.49% 72	9.77% 21	3.26% 7	1.86% 4	215
Social excursions – e.g., day trips, overnight trips, cruises, tours, hikes	28.84% 62	48.37% 104	20.47% 44	0.93% 2	1.40% 3	215
Room rentals – ability to rent space for parties, special events	12.56% 27	36.28% 78	34.88% 75	12.09% 26	4.19% 9	215
Information & referral services - referrals to other agencies, forms of assistance	50.23% 108	37.67% 81	9.30% 20	1.86% 4	0.93% 2	215